





































---

---

---

---

---

---

---

---

---

---

---

---



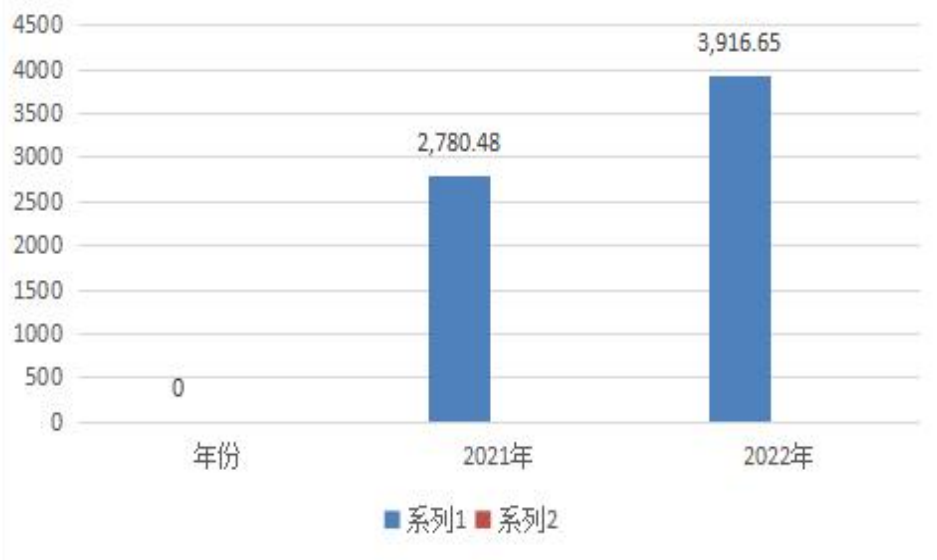




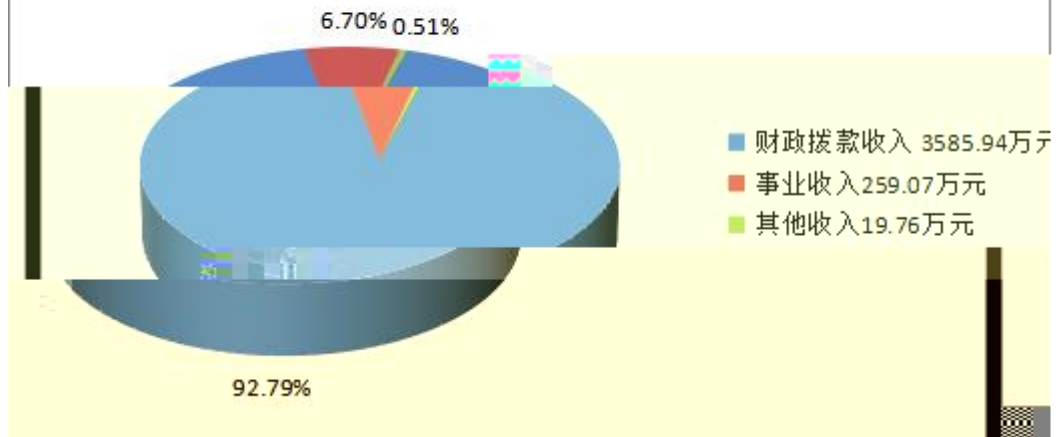




收入支出决算总体情况图

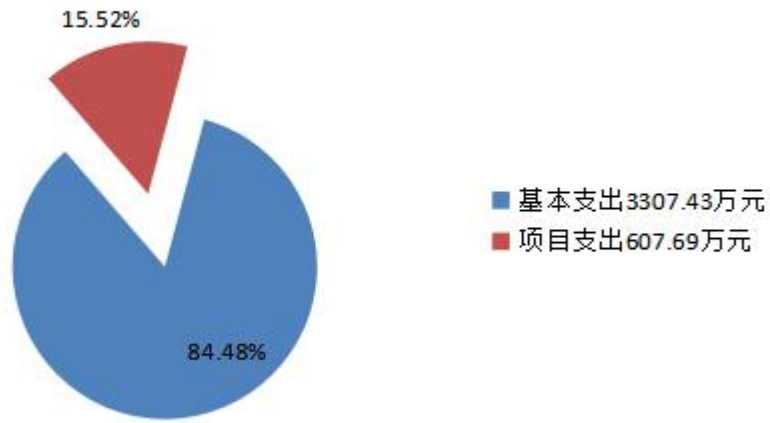


## 收入决算结构情况

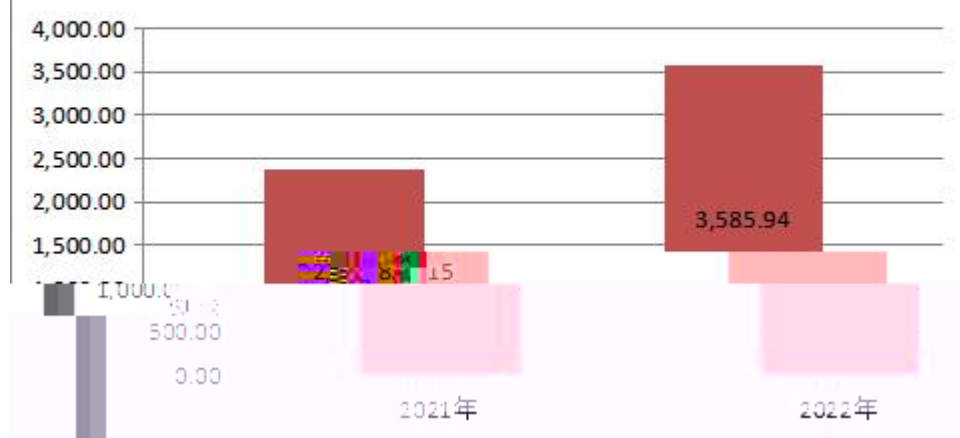




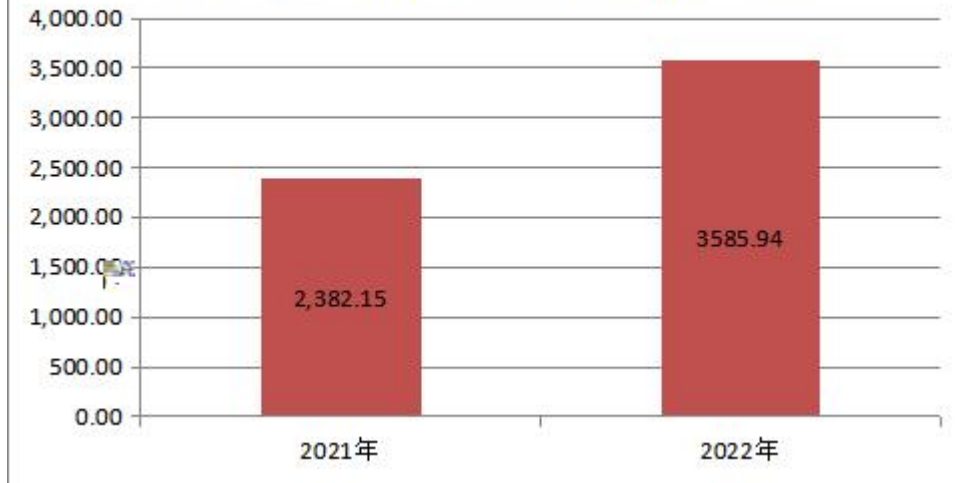
## 支出决算结构图



财政拨款收支决算总计变动情况图（万元）



### 财政拨款支出决算变动情况图（万元）



### 财政拨款支出决算结构图







" "

" "
























A

B

B/A)

1000

1000

			A	B			B/A)		
				≥13	15	20	20		
				100%	100%	20	20		
				100%	100%	10	10		
							5	5	
					100%	100%	5	5	
							10	10	
							10	10	
					≥90%	100%	10	10	

				A	B		B/A)			
				≥60	56	20	20			
				100%	100%	10	10			
				100%	100%	20	20			
							5	5		
					100%	100%	5	5		
								10	10	
								10	10	
					≥90%	100%	10	10		

			A	B		B/A)			
			iv	100					